

No attempt has been made to rank the information contained in this report in order of importance, since BPA Worldwide believes this is a judgment which must be made by the user of the report.

Hart Energy Publishing
1616 S. Voss, Suite 1000
Houston, TX 77057
Tel. No.: 713.260.6400
Fax No.: 713.627.2546
www.hartenergy.com

MIDSTREAM BUSINESS is a preferred resource for executives, managers and engineers in pipeline, oil and gas gathering, processing, transportation, storage, and LNG sectors, and for investors and financial analysts following these markets. MIDSTREAM BUSINESS covers business issues and market trends that enable subscribers to develop effective business strategies.

FIELD SERVED


MIDSTREAM BUSINESS serves the pipeline and midstream infrastructure markets including Oil & Gas Operations, LNG, Pipelines, Processing, Gathering, Storage, Manufacturing/Equipment, Transport, Service & Supply and IT Services/Software. MIDSTREAM BUSINESS also serves companies involved in Investment/Consumer Banking, Risk/Trading/Marketing, Private Equity, Venture Capital, Mezzanine, Institutional Fund Management, Advisory Services, M&A, Accounting, Law and Consulting as well as Other companies allied to the field.

DEFINITION OF RECIPIENT QUALIFICATION

Qualified recipients for MIDSTREAM BUSINESS include Executive Leaders (Owners, CEOs, Presidents, COOs, CFOs, Managing Directors, Senior Vice Presidents, Executive Vice Presidents and Vice Presidents), Directors, Business Development/Sales personnel, Engineers and Operations/Plant/Project Managers. MIDSTREAM BUSINESS also serves Contractors/Sub-Contractors, Analysts, Investor Relations personnel, Accountants, Attorneys, Consultants, Traders, Marketers, Institutional Investors and Fund Managers. In addition MIDSTREAM BUSINESS serves Private Investors and Other qualified personnel.

CHANNELS

**MIDSTREAM
BUSINESS
MAGAZINE**



5 Issues in the period
9,848 average circulation

EXECUTIVE SUMMARY

Below are the Average contacts per occurrence, including frequency per period reported

	Non-Paid	Paid	Average
MIDSTREAM BUSINESS MAGAZINE (5 issues in the period)	6,931	2,917	9,848

AVERAGE NON-QUALIFIED CIRCULATION

NON-QUALIFIED Not Included Elsewhere	Copies
Other Paid Circulation	-
Advertiser and Agency	632
Allocated for Trade Shows and Conventions	330
All Other	505
TOTAL	1,467

1. AVERAGE QUALIFIED CIRCULATION BREAKOUT FOR THE PERIOD

QUALIFIED CIRCULATION	Total Qualified		Qualified Non-Paid		Qualified Paid	
	Copies	Percent	Copies	Percent	Copies	Percent
Individual	9,340	94.8	6,807	69.1	2,533	25.7
Sponsored Individually Addressed	370	3.8	-	-	370	3.8
Membership Benefit	-	-	-	-	-	-
Multi-Copy Same Addressee	138	1.4	124	1.3	14	0.1
Single Copy Sales	-	-	-	-	-	-
TOTAL QUALIFIED CIRCULATION	9,848	100.0	6,931	70.4	2,917	29.6

2. QUALIFIED CIRCULATION BY ISSUES FOR PERIOD

2016	Qualified Non-Paid	Qualified Paid	Total Qualified
January	6,973	2,969	9,942
February	6,973	2,969	9,942
March	6,943	2,931	9,874
April	6,937	3,001	9,938
May/June	6,829	2,713	9,542

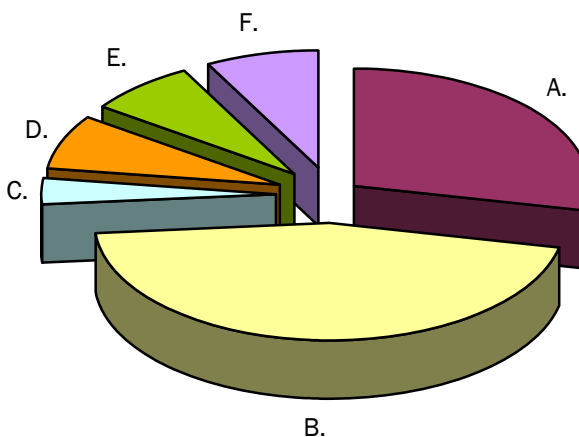
3a. BUSINESS/OCCUPATION BREAKOUT OF QUALIFIED CIRCULATION FOR ISSUE OF MAY/JUNE 2016

This issue is 3.8% or 382 copies below the average of the other 4 issues reported in Paragraph 2.

BUSINESS AND INDUSTRY	TOTAL QUALIFIED	PERCENT OF TOTAL	Qualified Non-Paid	Qualified Paid	Owners/CEOs/ Presidents/ COOs/COFs	SVPs, Exec VPs, VPs, Managing Director, Director	Business Development/ Sales Personnel	Engineers, Operations/ Plant/ Project Managers, Contractors/ Sub- contractors	Analysts/ Investor Relations Personnel, Accountants/ Attorneys/ Consultants, Traders/ Marketers, Private Investors, Institutional Investors/ Fund Managers	Other/ Unknown
OIL AND GAS OPERATOR	2,097	22.0	1,826	271	884	929	21	66	78	119
Pipeline/Processing/Gathering/ Storage	1,500	15.7	1,294	206	325	964	38	51	76	46
Service & Supply, IT Services/Software, Manufacturing/Equipment, Transport (LNG)	2,373	24.9	1,427	946	733	967	156	285	88	144
ENGINEERING/ CONSTRUCTION	660	6.9	344	316	139	291	44	102	33	51
Investment/Consumer Banks, Private Equity/Venture Capital/Mezzanine, Institutional Fund Management, Risk/Trading/Marketing, Advisory Services/M&A, Accounting/Law/Consulting	1,730	18.1	1,281	449	386	740	39	108	341	116
Other/Unidentified	1,182	12.4	657	525	249	426	36	115	82	274
TOTAL QUALIFIED CIRCULATION	9,542	100.0	6,829	2,713	2,716	4,317	334	727	698	750
PERCENT	100.0		71.6	28.4	28.5	45.2	3.5	7.6	7.3	7.9

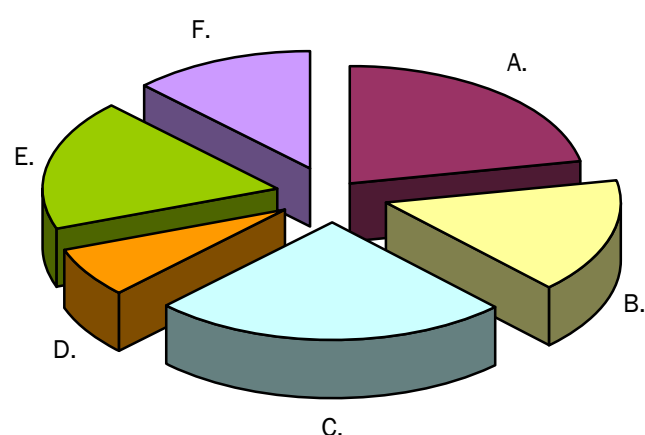
3a. TITLE BREAKOUT OF QUALIFIED CIRCULATION

TITLE	TOTAL QUALIFIED	PERCENT OF TOTAL
A Owners/CEOs/Presidents/COOs/CFOs	2,716	28.5
B SVPs, Exec VPs, VPs, Managing Director, Director	4,317	45.2
C Business Development/Sales Personnel	334	3.5
D Engineers, Operations/Plant/Project Managers, Contractors/Sub-contractors	727	7.6
E Analysts/Investor Relations Personnel, Accountants/Attorneys/Consultants, Traders/Marketers, Private Investors, Institutional Investors/Fund Managers	698	7.3
F Other/Unknown	750	7.9
TOTAL QUALIFIED CIRCULATION	9,542	100.0



3a. BUSINESS AND INDUSTRY BREAKOUT OF QUALIFIED CIRCULATION

TITLE	TOTAL QUALIFIED	PERCENT OF TOTAL
A OIL AND GAS OPERATOR	2,097	22.0
B Pipeline/Processing/Gathering/Storage Service & Supply, IT Services/Software, Manufacturing/Equipment, Transport (LNG)	2,373	24.9
D ENGINEERING/CONSTRUCTION	660	6.9
E Investment/Consumer Banks, Private Equity/Venture Capital/Mezzanine, Institutional Fund Management, Risk/Trading/Marketing, Advisory Services/M&A, Accounting/Law/Consulting	1,730	18.1
F Other/Unidentified	1,182	12.4
TOTAL QUALIFIED CIRCULATION	9,542	100.0



3b. QUALIFICATION SOURCE BREAKOUT OF QUALIFIED NON-PAID CIRCULATION FOR ISSUE OF MAY/JUNE 2016

QUALIFICATION SOURCE	Qualified Within			Qualified Non-Paid	Qualified Paid*	Total Qualified	Percent
	1 Year	2 Years	3 Years				
I. Direct Request:	-	-	-	-	-	-	-
II. Request from recipient's company:	-	-	-	-	-	-	-
III. Membership Benefit:	-	-	-	-	-	-	-
IV. Communication from recipient or recipient's company (other than request):	-	-	-	-	-	-	-
V. TOTAL – Sources other than above (listed alphabetically):	6,829	-	-	6,829	-	6,829	100.0
Association rosters and directories	-	-	-	-	-	-	-
Business directories	-	-	-	-	-	-	-
Manufacturer's, distributor's, and wholesaler's lists	-	-	-	-	-	-	-
*Other sources	6,829	-	-	6,829	-	6,829	100.0
VI. Single Copy Sales:	-	-	-	-	-	-	-
TOTAL QUALIFIED CIRCULATION	6,829	-	-	6,829	-	6,829	100.0
PERCENT	100.0	-	-	100.0	-	100.0	

*See Additional Data

3c. MAILING ADDRESS BREAKOUT OF QUALIFIED CIRCULATION FOR ISSUE MAY/JUNE 2016

MAILING ADDRESS	Qualified Non-Paid	Qualified Paid	Total Qualified	Percent
Individuals by name and title and/or function	6,682	2,558	9,240	96.8
Individuals by name only	23	116	139	1.5
Titles or functions only	-	14	14	0.1
Company names only	-	11	11	0.1
Multi-Copy Same Addressee copies	124	14	138	1.4
Single Copy Sales	-	-	-	-
TOTAL QUALIFIED CIRCULATION	6,829	2,713	9,542	100.0

State	Qualified Non-Paid	Qualified Paid	Total Qualified	Percent
Maine	10	2	12	
New Hampshire	8	5	13	
Vermont	3	-	3	
Massachusetts	67	30	97	
Rhode Island	3	2	5	
Connecticut	72	19	91	
NEW ENGLAND	163	58	221	2.3
New York	444	122	566	
New Jersey	56	34	90	
Pennsylvania	519	543	1,062	
MIDDLE ATLANTIC	1,019	699	1,718	18.0
Ohio	150	229	379	
Indiana	50	11	61	
Illinois	106	25	131	
Michigan	60	18	78	
Wisconsin	21	11	32	
EAST NO. CENTRAL	387	294	681	7.1
Minnesota	21	18	39	
Iowa	17	4	21	
Missouri	55	29	84	
North Dakota	28	11	39	
South Dakota	9	-	9	
Nebraska	38	5	43	
Kansas	90	21	111	
WEST NO. CENTRAL	258	88	346	3.6
Delaware	8	2	10	
Maryland	18	5	23	
Washington, DC	30	18	48	
Virginia	58	15	73	
West Virginia	104	74	178	
North Carolina	51	12	63	
South Carolina	11	5	16	
Georgia	61	14	75	
Florida	40	21	61	
SOUTH ATLANTIC	381	166	547	5.7

State	Qualified Non-Paid	Qualified Paid	Total Qualified	Percent
Kentucky	54	9	63	
Tennessee	43	12	55	
Alabama	56	10	66	
Mississippi	32	7	39	
EAST SO. CENTRAL	185	38	223	2.3
Arkansas	28	7	35	
Louisiana	170	40	210	
Oklahoma	418	154	572	
Texas	2,973	880	3,853	
WEST SO. CENTRAL	3,589	1,081	4,670	49.0
Montana	34	4	38	
Idaho	4	3	7	
Wyoming	59	10	69	
Colorado	359	141	500	
New Mexico	36	9	45	
Arizona	13	6	19	
Utah	64	10	74	
Nevada	14	1	15	
MOUNTAIN	583	184	767	8.1
Alaska	39	-	39	
Washington	17	11	28	
Oregon	13	-	13	
California	179	42	221	
Hawaii	1	1	2	
PACIFIC	249	54	303	3.2
UNITED STATES	6,814	2,662	9,476	99.3
U.S. Territories	-	-	-	
Canada	9	40	49	
Mexico	-	3	3	
Other International	6	8	14	
AP0/FPO	-	-	-	
TOTAL QUALIFIED CIRCULATION	6,829	2,713	9,542	100.0

A total of 42 subscriptions were sold with the Midstream Business iPad/Tablet cover as an incentive.

M498B0J6

A not-for-profit organization since 1931, BPA Worldwide is governed by a tripartite board comprised of media owners, advertising agencies and advertisers. Headquartered in Shelton, Connecticut, USA, BPA has the largest membership of any media-auditing organization in the world, spanning more than 30 countries. Globally, BPA audits media properties including consumer magazines, newspapers, web sites, events, email newsletters, databases, wireless, social media and other advertiser-supported media—as well as advertiser and agency members. Visit www.bpaaw.com for the latest audit reports, membership information and publishing and advertising industry news.